

# WB-200 ANTENNA ACCESSORIES

## DA-P6060

## DIRECTIONAL ANTENNA



This antenna can be used in large areas or when the base station must be placed not in the centre but in a extreme of an oval or rectangular shaped installation. Another applications includes the coverage by focussing a complete building or area from the outside.

- High gain planar antenna design
- Beamwidth: 85°H x 60°V (-3dB)
- Gain: 8 dBi
- System range increased to max. 600 m.
- Mounting: Wall or mic boom stand by using support.
- DIMENSIONS/WEIGHT: 100x95x32 mm/110gr
- Accessories included: 2x wall screws

## AS-MB200

## ANTENNA SUPPORT



Black finish T shape universal support are designed for mobile or permanent antenna instalations.

### Wall mounting:

Allows permanet mounting of 1 or 2 antenas (base-station antennas)

### Mic-Boom stand:

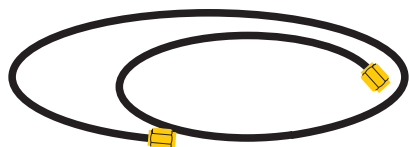
Allows quick mounting of 1 or 2 antenas (base-station antennas)

Allows quick mounting of 1 directional antenna (DA-P6060)

- 3/8" thread included allows the mounting of antennas on standard microphone boom stands for easy set-ups
- DIMENSIONS/WEIGHT: 110x100x25mm/110gr
- Accessoires included: 1x SMA-F to SMA-F adaptor  
2x M4x15 screw sets

## EC3-MM

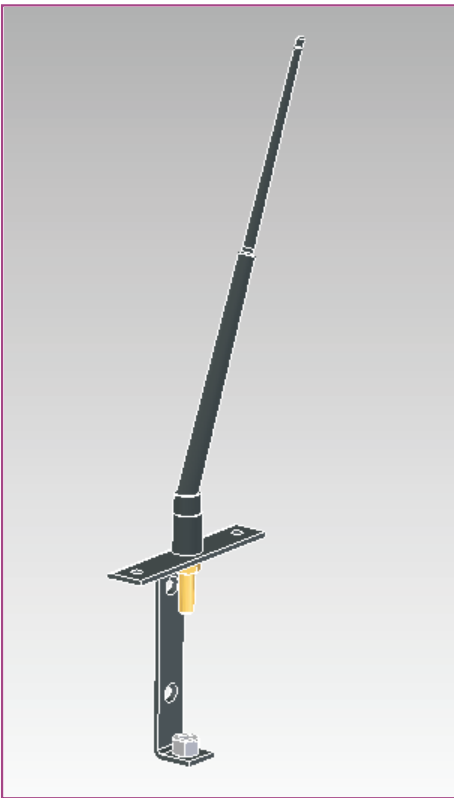
## COAX EXTENSION CABLE



- Low losses coaxial extension cable
- Connectors: SMA male both ends
- LENGTH/DIA: 3 m RG58/5mm



## APPLICATION EXAMPLES



### ANTENNA WALL MOUNTING.

The antenna supplied with the base-station can be mounted on a nearby wall when the installation of the base is not optimal in terms of RF covering. As the base station works in diversity mode, we recommend to install both antennas, one in the wall to cover desired area and the other in the base as normally mounted.

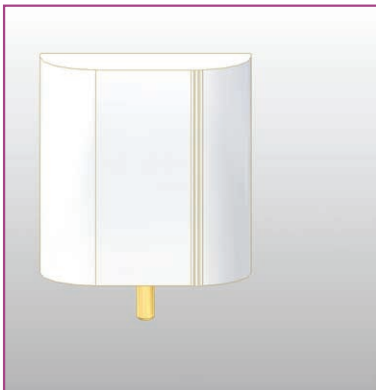
In very poor base station location, it is advisable to install both antennas on the same wall support by using an extra cable and adaptor.

Wall support must be installed at 2m height from the floor as a guideline. As in the acoustic wave propagation, corner effects, ceiling path, wall absorption, etc must be considered.

When wall mounting of the antenna, please note that in high RF absorbing walls the coverage of the system can be reduced considerably in the direction opposite to the wall.

ITEMS TO BE ORDERED: 1x Support ALTAIR AS-M200  
1x Cable extension ALTAIR EC3-MM

NOTE: Antenna is not included. It is the one used on the base station.



### DIRECTIONAL ANTENNA WALL MOUNTING.

This antenna can be mounted directly over the wall in permanent installations. Applications include the coverage of large areas due to the extra gain.


As the base station works in diversity mode, we recommend to install both antennas, one in the wall to cover the desired area and the other antenna in the base as normally mounted.

Installer must consider the focussed effect of the antenna when planning the coverage of the system.

In some large or difficult installations, we can consider the installation of two directional antennas to cover two different areas having in mind the loss of the diversity effect in extreme portions of the coverage area.

ITEMS TO BE ORDERED: 1x Directional Antenna ALTAIR DA-P6060  
1x Cable extension ALTAIR EC3-MM

### ANTENNA MOUNTED ON MICROPHONE BOOM STANDS.



#### Portable antenna example.

The supplied base station antenna is installed on the support AS-MB200 and then, mounted on a stand of your own.

#### Directional antenna example.

The directional antenna DA-P6060 is installed on the support AS-MB200 and then, mounted on a stand of your own.

In both cases, you can choose the better mic stand for your application.

Table stand can be good solution to put it over the rack. Large mic boom stands can be used on big areas helping focussing the coverage area.

